

ÉRETTSÉGI VIZSGA • 2025. május 8.

ANGOL NYELV

KÖZÉPSZINTŰ ÍRÁSBELI VIZSGA

2025. május 8. 9:00

I. Olvasott szöveg értése

Időtartam: 60 perc

Pótlapok száma	
Tisztázati	
Piszkozati	

OKTATÁSI HIVATAL

Név: osztály:.....

Fontos tudnivalók

- Az utasításokat pontosan kell követni. Csak az utasításban megadott helyre beírt megoldás fogadható el.
- Mindig csak egy megoldást szabad beírni.
- A betűjelek legyenek jól olvashatóak, az esetleges javítások pedig egyértelműek.
- A megadott szószámot nem szabad túllépni. Az összevont alakok egy szónak számítanak (pl. “it’s” egy szó, “it is” két szó).

A feladatlapban nem jelölt források a javítási-értékelési útmutatóban szerepelnek.

Task 1

- Read the following answers from the website of a driving school. The questions have been removed.
- Your task is to write the letters of the questions (A-M) next to the appropriate numbers (1- 8).
- There are three extra questions that you do not need.
- Write the letters in the white boxes as in the example (0).



FREQUENTLY ASKED QUESTIONS

Here are answers to common questions we get.

0) _____

Yes, you must be at least 17 years old to start learning to drive a car.

1) _____

On average, one needs between 20 and 40 hours of professional instruction to become test ready, but every learner is different. Some may need more, while others may need fewer lessons.

2) _____

It is possible but it depends on your instructor. Certain driving instructors only teach in their own cars, which are fitted with dual controls: a set of extra pedals on the passenger's side, allowing the instructor to assist in emergencies.

3) _____

Driving lessons during the daytime are the best choice because more instructors are available and there's better visibility than in the evenings.

4) _____

Yes, as long as the requested location is within our working area, and provided this is arranged with your instructor well before your lesson.

5) _____

It's recommended to take at least one or two lessons per week to maintain progress and remember information.

6) _____

Certainly. You can view our instructors' profiles on our website including a short bio about them and a picture of the car you'll learn to drive in.

7) _____

Take note of the examiner's feedback and discuss it with your instructor. Focus on practising the areas where you need to improve before retaking the test.

8) _____

They are signs that must be displayed on the front and back of a vehicle when a learner driver is behind the wheel. They indicate that the driver is still learning.

0)	C
----	---

1)		
----	--	--

A) What if I need to cancel my lesson?

2)		
----	--	--

B) What should I do if I fail my driving test?

~~C) Are there any age restrictions for learning to drive?~~

3)		
----	--	--

D) What's the best time of day to take my lessons?

E) Can I change my driving test appointment?

4)		
----	--	--

F) How many lessons will it take for me to learn to drive?

G) Can I be picked up and dropped off anywhere?

5)		
----	--	--

H) Can I learn to drive in my own car?

I) How can I book a driving test?

6)		
----	--	--

K) What are L-plates?

L) Can I choose my instructor?

7)		
----	--	--


M) How often should I take driving lessons?

8)		
----	--	--

8 pont	
--------	--

Task 2

- Read this article about feeding pets at Christmas.
- Some parts of sentences have been left out from the text.
- Your task is to reconstruct the text by filling in the gaps (9-16) from the list (A-L) below.
- Write the letters in the white boxes next to the numbers as in the example (0).
- Remember that there are two extra letters that you do not need.

**WHAT YOU SHOULDN'T BE FEEDING YOUR DOG AT CHRISTMAS**

Many popular foods that people eat at Christmas are unsafe for dogs and shouldn't (0) _____. Cats and dogs have different digestive systems to us humans. Things we can digest, they might struggle to, so we need to be careful to (9) _____. So, what should be avoided and how can you make the holiday season special for your pets?

Chocolate contains theobromine, which is toxic to cats and dogs and causes stomach pain, vomiting, or heart problems. Dark chocolate (10) _____ and is regarded as more toxic. Chocolate also contains caffeine, which causes pets to become restless and (11) _____.

Mince pies might be one of the most common festive treats, but they contain raisins, which are highly toxic to dogs. Your dog may develop severe symptoms soon after eating them. It's not known what effect they have on cats, but vets (12) _____.

Raw garlic and onions can (13) _____ if they eat them in large quantities. Best to keep these on your plate so you don't cause any upset tummies.

If you're having turkey or chicken for dinner this Christmas, chances are there'll be some bones around. Don't give these to your pets though! Cooked bones aren't suitable for your cat or dog as they can (14) _____, which might cause damage to their insides.

Experts suggest that rather than always looking for foodie treats, you should (15) _____. They recommend a nice new toy or a lovely long walk. If you want to have some surprises, just (16) _____ in leftover boxes and let them sniff them out!

0)	C
----	---

9)		
----	--	--

A) contains higher doses

B) advise keeping these out of their reach

10)		
-----	--	--

~~C) be fed to them~~

D) be given any alcohol

11)		
-----	--	--

E) hide your dog's usual biscuits

F) be taken to the vet immediately

12)		
-----	--	--

G) break into sharp pieces

H) get your dog an active present

13)		
-----	--	--

I) have difficulty breathing

K) cause stomach problems for your pets

14)		
-----	--	--

L) avoid giving them certain things


15)		
-----	--	--

16)		
-----	--	--

8 pont	
--------	--

Task 3

- In the following text about challenges you may have when starting university, the first sentence of each paragraph has been removed.
- Your task is to match the sentences to the paragraphs.
- Write the letters of the sentences (A-K) next to the appropriate numbers (17-23).
- There are two extra sentences that you do not need.
- Write the letters in the white boxes as in the example (0).



TIPS FOR LOOKING AFTER YOURSELF AT UNIVERSITY

- 0) _____. It's scary being away from home in a new place with people you don't know well yet. Or maybe your course is super challenging. These tips can help you look after your mental health.
- 17) _____. It's important not to struggle in silence. Opening up can be difficult but remember you're not alone. Schedule regular chats with family or friends back home.
- 18) _____. Most universities have helplines and counselling services. Search on the website to find out what is available at your university.
- 19) _____. Even if you don't need a doctor right now, it's a good idea to contact one so you can get help when you need it.
- 20) _____. This is especially important when everything is changing. Try to sleep enough, eat a balanced diet, and exercise when you can. These small things make a big difference to your mental health.
- 21) _____. Take breaks away from your desk, when you do something fun. Uni is about enjoying yourself as well as studying.
- 22) _____. If writing is your thing, keeping a diary will be helpful to track how you're feeling.
- 23) _____. It's normal to find it hard to socialize at first but keep trying. Try setting up fun activities with your housemates like game nights or watching a show together. You could also join a society to meet people.

0)	C
----	---

17)		
-----	--	--

A) Create a budget.

B) Register at the nearest surgery.

18)		
-----	--	--

~~C) When you're starting uni, looking after yourself can be tough.~~

D) Stick to a basic routine.

19)		
-----	--	--

E) Find a balance between study and life.

F) Try to make new friends.

20)		
-----	--	--

G) Plan activities that don't involve spending money.

H) Reflect on your emotions.

21)		
-----	--	--

I) Find out what support your uni offers.

K) Talk to someone you know well and trust.

22)		
-----	--	--

23)		
-----	--	--

7 pont	
--------	--

Task 4

- Read this article about a Guinness world record and then read the statements (24-30) following it.
- Mark a statement A if it is true according to the article, mark it B if it is false, and mark it C if there isn't enough information in the text to decide if it is true or not.
- Write the letters in the white boxes next to the numbers as in the example (0).
- A = TRUE B = FALSE C = THE TEXT DOES NOT SAY

**COUPLE SETS RECORD AS OLDEST PAIR TO GET MARRIED**

When Marjorie Fiterman and Bernie Littman met in their 90s, they had already lived long, full lives and neither of them thought they'd fall in love or end up married again. But last May, the two became the world's oldest married couple, with a combined age of over 202 years.

Ms. Fiterman is 102 years old, and Mr. Littman is 100. He was an engineer, and she was a teacher. Each of them had spent more than 60 years in their first marriages, but after their partners died, they both moved to the same retirement home in Philadelphia. They met at a costume party and quickly became friends because they had several things in common. They both liked acting in plays at the retirement home, enjoyed sharing meals together and they'd both attended the University of Pennsylvania at the same time, though they didn't meet each other then.

Mr. Littman will always have an easy way to remember when they had their first date – it was the same day that one of his great-granddaughters was born. His family was happy that he'd found someone he fell in love with. Although the couple dated for nine years, the family never thought that the two might want to get married.

The wedding ceremony took place at the retirement home where they live. Three generations of Mr. Littman's family were there with the couple: his children, grandchildren and great-grandchildren. On the day they got married, the couple's ages added up to 202 years and 271 days. That broke the Guinness world record for the oldest couple to get married.

They say their secret is that they keep each other young.

0) *Mr. Littman's first marriage ended with a divorce.*

24) Ms. Fiterman and Mr. Littman had lived in different states before they moved to the retirement home in Philadelphia.

25) Ms. Fiterman and Mr. Littman remembered being in touch during their university years.

26) The couple had their first date outside the retirement home.

27) Mr. Littman's family were pleased to find out about the old man's relationship.

28) Mr. Littman's decision to get married surprised his family.

29) Mr. Littman had more children than Ms. Fiterman.

30) The couple were awarded the Guinness world record because Mr. Littman was the oldest man ever to get married.

0)	B	
24)		
25)		
26)		
27)		
28)		
29)		
30)		

7 pont	
--------	--

This is the end of this part of the exam.

		pontszám	
		maximális	elért
I. Olvasott szöveg értése	Task 1	8	
	Task 2	8	
	Task 3	7	
	Task 4	7	
FELADATPONT ÖSSZESEN		30	
VIZSGAPONT ÖSSZESEN		33	

dátum

javító tanár

		pontszáma egész számra kerekítve	
		elért	programba beírt
I. Olvasott szöveg értése			

dátum

dátum

javító tanár

jegyző

Megjegyzések:

1. Ha a vizsgázó a II. írásbeli összetevő megoldását elkezdte, akkor ez a táblázat és az aláírási rész üresen marad!
2. Ha a vizsga az I. összetevő teljesítése közben megszakad, illetve nem folytatódik a II. összetevővel, akkor ez a táblázat és az aláírási rész kitöltendő!

ÉRETTSÉGI VIZSGA • 2025. május 8.

ANGOL NYELV

KÖZÉPSZINTŰ ÍRÁSBELI VIZSGA

2025. május 8. 9:00

II. Nyelvhelyesség

Időtartam: 30 perc

Pótlapok száma	
Tisztázati	
Piszkozati	

OKTATÁSI HIVATAL

Név: osztály:.....

Fontos tudnivalók

- Minden kérdéshez csak egy megoldás írható. **Több beírt megoldás esetén a válasz nem fogadható el akkor sem, ha köztük van a jó megoldás is.**
- Csak az utasításban megadott helyre írt megoldás értékelhető.
- Javítani lehet, de az legyen egyértelmű.
- Amikor a feladat megoldásaként önálló betűt kell beírni, az legyen egyértelműen azonosítható.
- **A nyelvhelyességi vagy helyesírási szempontból hibás megoldás nem fogadható el!**

A feladatlapban nem jelölt források a javítási-értékelési útmutatóban szerepelnek.

Task 1

- You are going to read an article about some traditions of celebrating the New Year in different parts of the world. Some words are missing from the text.
- Use the words in brackets to form the words that fit in the gaps (1-9).
- Then write the appropriate form of these words on the dotted lines after the text.
- There might be cases when you do not have to change the word in brackets.
- Use only one word for each gap.
- There is an example (0) at the beginning.

NEW YEAR'S EVE TRADITIONS



To end things on a (0) _____ (*slight*) absurd (and rather unsafe) note, we have Johannesburg, South Africa, where locals celebrate the new year by (1) _____ (*throw*) old household items (furniture, gadgets, glass etc.) out the window. As you'd expect, this tradition results in several serious (2) _____ (*injure*) each year, but the local government is working to ensure that New Year's Eve celebrations are safe – even if the age-old (3) _____ (*warn*), 'Watch out below!' still echoes through the streets.

The following tradition is for (4) _____ (*love*) of travelling. Many Latin Americans head to the streets with their suitcases in hand as soon as the new year begins. According to this tradition, those who take their suitcases for a walk at midnight will be (5) _____ (*reward*) with trips, vacations, and adventures in the coming 12 months. Some people believe that the longer the walk, the (6) _____ (*far*) they'll travel.

For some people in Siberia, a (7) _____ (*type*) New-Year's-Eve party isn't enough; they need the thrill and chill. To celebrate the (8) _____ (*begin*) of a new year, some people participate in the annual 'jump into a (9) _____ (*freeze*) lake and plant a Christmas tree at the bottom' tradition. The divers then pass the champagne and dance around the tree before coming back up to the surface.

0)*slightly*.....

1)

2)

3)

4)

5)

6)

7)

8)

9)

1)	
2)	
3)	
4)	
5)	
6)	
7)	
8)	
9)	

9 pont	
--------	--

Task 2

- You are going to read an article about what some scientists consider to be the best way to take notes. Some words are missing from the text.
- Choose the most appropriate answer from the options (A-D) for each gap (10-16) in the text.
- Write the letter of the appropriate answer in the white box.
- There is an example (0) at the beginning.



HOW TO TAKE NOTES

These days (0) _____ people can type faster than they can write by hand, particularly (10) _____ they've grown up using laptops. This is an extremely useful skill and allows you to take notes quickly and easily, (11) _____ must certainly be a good thing.

Maybe not. In an experiment, university students were given TED talks to watch and were told to take notes. Half were given laptops and half took notes with a pen and paper. The students using a keyboard were more likely to type the lecturers' words word by word, while the students writing more slowly by hand had no (12) _____ to concentrate on the information to allow them to summarise.

Afterwards, the students were tested on the content of the lecture. When it came to remembering facts, it didn't matter which method of note-taking they used, but when (13) _____ asked to explain the concepts covered in the lecture, the students who took notes by hand did better.

When the students (14) _____ allowed to revise from their notes before being tested a week later, the pen-and-paper group still did better. The reason (15) _____ when using a pen and paper, you process the information more deeply (16) _____ you can't possibly write it all down. So it helps you to both understand it and remember it later on.

- 0) **A** plenty **B** lot of **C** many **D** few
- 10) **A** that **B** if **C** then **D** how
- 11) **A** which **B** it **C** what **D** that
- 12) **A** more chance **B** difficulty in **C** possibility **D** choice but
- 13) **A** it was **B** the teacher **C** - **D** all of them
- 14) **A** had **B** were **C** would be **D** have been
- 15) **A** why is **B** for that **C** is that **D** for which
- 16) **A** while **B** because **C** however, **D** in case

0)	C	
10)		
11)		
12)		
13)		
14)		
15)		
16)		

7 pont	
--------	--

Task 3

- You are going to read an article about a refreshing way of commuting to work. Some words are missing from the text.
- Your task is to write the missing words on the dotted lines (17-25) after the text.
- Use only one word in each gap.
- There is an example (0) at the beginning.

SUMMER RIVER COMMUTING IN SWITZERLAND

During the hot summer months in at (0) _____ two Swiss cities – Basel and Bern – workers commute to or from their jobs via river. And no, not in a boat. Depending (17) _____ where you live and where you work along the river, you can choose to either go to work with the flow (18) _____ go home with the flow.

The commuters have foldable dry bags – often shaped (19) _____ a fish – into which they put their clothes and even work items, and where they keep their towels and swimsuits (20) _____ the day. They change into their swimming gear at an easy entrance zone, jump into the river, and swim (21) _____ their bag floating behind them to the most convenient exit point for their final destination. There are small cabins set up as dressing rooms and a (22) _____ showers and toilets along the route.

While (23) _____ usually looks peaceful, the Rhein is a large, powerful river, so you (24) _____ feel comfortable in the water before giving it a go. As (25) _____ as you're a competent swimmer, you should feel safe.

- 0) *least*
- 17)
- 18)
- 19)
- 20)
- 21)
- 22)
- 23)
- 24)
- 25)

17)	
18)	
19)	
20)	
21)	
22)	
23)	
24)	
25)	

9 pont	
--------	--

This is the end of this part of the exam.

Név: osztály:.....

Név: osztály:.....

		pontszám	
		maximális	elért
II. Nyelvhelyesség	Task 1	9	
	Task 2	7	
	Task 3	9	
FELADATPONT ÖSSZESEN		25	
VIZSGAPONT ÖSSZESEN		18	

dátum

javító tanár

		pontszáma egész számra kerekítve	
		elért	programba beírt
I. Olvasott szöveg értése			
II. Nyelvhelyesség			

dátum

dátum

javító tanár

jegyző

Megjegyzések:

1. Ha a vizsgázó a III. írásbeli összetevő megoldását elkezdte, akkor ez a táblázat és az aláírási rész üresen marad!
2. Ha a vizsga a II. összetevő teljesítése közben megszakad, illetve nem folytatódik a III. összetevővel, akkor ez a táblázat és az aláírási rész kitöltendő!

ÉRETTSÉGI VIZSGA • 2025. május 8.

ANGOL NYELV

KÖZÉPSZINTŰ ÍRÁSBELI VIZSGA

2025. május 8. 9:00

III. Hallott szöveg értése

Időtartam: 30 perc

Pótlapok száma	
Tisztázati	
Piszkozati	

OKTATÁSI HIVATAL

Fontos tudnivalók

- Csak az *olvasható* írás értékelhető.
- Ha csak betűt kell beírni, érdemes *nyomtatott nagybetűt* használni.
- Csak *egy megoldást* írjon be, mert ha valamelyik nem helyes, a jó sem fogadható el.
- Javítani lehet, de csak *egyértelmű megoldások* fogadhatók el.
- A feladatlapok nyomtatott szövege *nem módosítható* a célból, hogy a megoldás értelmes legyen.
- A beírást igénylő megoldásoknál mindig a *szövegben elhangzott szavakat* használjuk.
- Szövegkiegészítésnél ügyeljünk arra, hogy a szavak *illeszkedjenek a megadott szöveghez*.

Welcome to the Listening component of the Matura Examination.

The listening material and the instructions are recorded on this CD, and the tasks and instructions are printed in your test booklet.

- There will be three tasks, and every recording will be played twice.
- The tasks will begin with some music, and then you will hear (and you can also read) the instructions to the task.
- This will be followed by a silent period on the CD in order to give you some time to look at the task in your test booklet before hearing the text.
- Then we will play the recording in one piece.
- After that, we will play the recording for the second time, but now in shorter sections and with breaks between the sections in order to give you enough time to write down your answers.


Please note that the first item in each task (marked with a tick [✓]) is always an example.

The whole test is exactly 30 minutes long.

Good luck!

TASK 1

- In this section you will hear a funny story about an elderly man who was the employee of a supermarket.
- Your task is to complete the sentences with one word in each gap, using the exact words you hear in the recording.
- First, you will have some time to study the task, and then we will play the whole recording in one piece.
- Then, you will hear the recording again, but this time we will play the text in shorter sections to give you enough time to write down your answers.



✓ *Before his retirement, Charles served as a ... soldier... .*

1. Charles's job at the supermarket was to stand at the front door and the shoppers who went into the store.
2. His day shift started at 6:30, so he had to get up early in the morning.
3. Charles was at least 5 minutes for work every day.
4. Charles was an outstandingly good worker in many other respects.
5. With his kindness, tidiness and intelligence, Charles clearly demonstrated the store's friendly policies.
6. His boss told Charles that he liked his ethic and professionalism a lot.
7. Charles told his boss that he understood his worries, and promised to try
8. His boss asked Charles what they had said back in the Armed when he didn't arrive for service on time.
9. He said that they had just saluted and asked if he wanted a cup of coffee, because he was a(n) in the army.

9 pont

That is the end of TASK 1.

TASK 2

- In this section you will hear a funny story about a young man who bought a Porsche.
- Your task will be to circle the letter(s) of the correct answer(s) in the boxes on the right. Please note that in this task both answers may be correct. However, there is always at least one correct answer. This means you might have to circle one or two letters.
- First, you will have some time to study the task, and then we will play the whole recording in one piece.
- Then, you will hear the recording again, but this time we will play the text in shorter sections to give you enough time to write down your answers.



✓ The boy in this story ...

A) was 17 years old.

B) worked at a restaurant.

A	B
---	---

10. The boy ...

A) parked a Porsche in front of his home.

B) had always wanted to buy such a car.

A	B
---	---

11. His parents ...

A) were very happy to see the Porsche.

B) asked him where he got the car.

A	B
---	---

12. The boy's parents knew very well ...

A) how expensive such a car was.

B) he didn't have enough money to buy a Porsche.

A	B
---	---

13. The boy explained to his parents that the car was ...

A) more than 20 years old.

B) actually very cheap.

A	B
---	---

14. He told them that he got the offer to buy the car ...

A) from a woman who lived nearby.

B) when he was delivering a pizza.

A	B
---	---

15. The boy's parents wanted an explanation, so they ...

A) phoned the woman.

B) went over to the woman's house.

A	B
---	---

16. Their new neighbour told them that her husband was ...

A) from Florida.

B) away in Hawaii.

A	B
---	---

17. The woman told them that her husband wanted her to ...

A) sell the car.

B) charge \$20 for the car.

A	B
---	---

8 pont

That is the end of TASK 2.

TASK 3

- In this section you will hear a conversation between two men.
- Your task will be to decide whether the following statements are true, false or we do not know because the text does not say, and write the appropriate letter in the boxes on the right. Write *A* if the statement is true, write *B* if the statement is false, and write *C* if the text does not say.
- First, you will have some time to study the task, and then we will play the whole recording in one piece.
- Then, you will hear the recording again, but this time we will play the text in shorter sections to give you enough time to write down your answers.
- A = TRUE B = FALSE C = THE TEXT DOES NOT SAY



✓ *Mr Jones is a pensioner.*

C

18. After a few moments Mr Jones recognised his old student.

19. Peter decided to become a teacher because he wanted to be like Mr Jones.

20. Peter stole the watch from his friend's bag.

21. The watch Peter stole from his friend was extremely expensive.

22. Mr Jones asked the students to stand up and form a circle.

23. Mr Jones searched the pockets of all the students, but he couldn't find the watch.

24. Peter decided to return the watch to its rightful owner.

25. Mr Jones had no idea that Peter was the one who had stolen the watch.

8 pont

That is the end of TASK 3, and also the end of the Listening Exam.

Név: osztály:.....

Név: osztály:.....

		pontszám	
		maximális	elért
III. Hallott szöveg értése	Task 1	9	
	Task 2	8	
	Task 3	8	
FELADATPONT ÖSSZESEN		25	
VIZSGAPONT ÖSSZESEN		33	

dátum

javító tanár

		pontszáma egész számra kerekítve	
		elért	programba beírt
I. Olvasott szöveg értése			
II. Nyelvhelyesség			
III. Hallott szöveg értése			

dátum

dátum

javító tanár

jegyző

Megjegyzések:

1. Ha a vizsgázó a IV. írásbeli összetevő megoldását elkezdte, akkor ez a táblázat és az aláírási rész üresen marad!
2. Ha a vizsga a III. összetevő teljesítése közben megszakad, illetve nem folytatódik a IV. összetevővel, akkor ez a táblázat és az aláírási rész kitöltendő!

ÉRETTSÉGI VIZSGA • 2025. május 8.

ANGOL NYELV

KÖZÉPSZINTŰ ÍRÁSBELI VIZSGA

2025. május 8. 9:00

IV. Íráskészség

Időtartam: 60 perc

Pótlapok száma	
Tisztázati	
Piszkozati	

OKTATÁSI HIVATAL

Fontos tudnivalók

Mindkét feladatot meg kell írni!


A pontozott sorokra kell írni!

Ügyeljen a megadott szószámra! Amennyiben a létrehozott szöveg jelentősen eltér (rövidebb, hosszabb) a megadott szóintervallumtól, az pontlevonással jár.

A feladatlapban nem jelölt források a javítási-értékelési útmutatóban szerepelnek.

Task 1

As a visiting student in Sunningdale England, you took part in an optional online course on English literature and you had to write an essay on Charlotte Brontë's *Jane Eyre*. Your English teacher at school, Carol Bennett lent you an old edition of the book with her handwritten notes in it. The term finished two weeks ago and you were packing for holiday when you found the book on your desk and realised that you had forgotten to return it to Ms Bennett.



Write an email of 80-100 words to Ms Bennett in which you

- say thank you for the book and say how her notes were helpful,
- apologise for the delay,
- offer two ways of returning the book.

Begin your email like this:

Dear Ms Bennett,

Task 1

.....

.....

.....

.....

5.....

.....

.....

.....

.....

10.....

.....

.....

.....

.....

15.....

.....

.....

.....

.....

20.....

.....

Az 1. feladat értékelése:

A feladat teljesítése és a szöveg hosszúsága	5	
Szókincs, kifejezésmód	3	
Nyelvhelyesség, helyesírás	3	
Összesen	11	

Task 2

You received the following email from your American friend, Cynthia:

My boyfriend Tim's mother is very fussy about food and before every holiday she spends long days planning, shopping for and preparing the festive meal, particularly Thanksgiving dinner! This one being the third Thanksgiving Tim and I will spend together, they probably thought that I could be regarded as a family member so I was invited for the family dinner.

As I'm not particularly interested in cooking (understatement), Tim and I never talked about the details of these family meals, so imagine my horror last week, when he told me that according to a family tradition, his mother would ask all the females in the family (btw why the females??? in *my* family my father is the best cook) to send "samples" of the desserts they plan to bring to the celebration so that she can test if they are good enough to make it to the "festive menu". His mother hoped that I would also take the challenge, he added with a smile.

As you know very well, I've never prepared a dessert more complicated than a fruit salad but that has never been a problem (not with Tim either) and I don't feel like making an effort to give a false impression. On the contrary: the more I think about it the more surreal this so-called family tradition seems to me and I'd like to back out somehow. But how? Any ideas???

Write an email of 100-120 words to Cynthia in which you tell her what you think of

- the family tradition of testing dessert-samples,
- the fact that Cynthia is not very good at cooking,
- her feelings about the situation,
- what she should do now.

Begin your email like this:

Hi Cyn,

Task 2

.....

.....

.....

.....

5.....

.....

.....

.....

.....

10.....

.....

.....

.....

.....

15.....

.....

.....

.....

.....

20.....

.....

.....

.....

.....

25.....

.....

.....

.....

.....

30.....

A 2. feladat értékelése:

A feladat teljesítése, a megadott szempontok követése	6	
Hangnem, az olvasóban keltett benyomás	2	
Szövegalkotás	4	
Szókincs, kifejezésmód	5	
Nyelvhelyesség, helyesírás	5	
Összesen	22	

This is the end of this part of the exam.

Név: osztály:.....

		pontszám	
		maximális	elért
I. Olvasott szöveg értése	Feladatpont összesen	30	
	Vizsgapont összesen	33	
II. Nyelvhelyesség	Feladatpont összesen	25	
	Vizsgapont összesen	18	
III. Hallott szöveg értése	Feladatpont összesen	25	
	Vizsgapont összesen	33	
IV. Íráskészség	1. feladat	11	
	2. feladat	22	
	Feladatpont összesen	33	
	Vizsgapont összesen	33	
VIZSGAPONT ÖSSZESEN		117	

dátum

javító tanár

	pontszáma egész számra kerekítve	
	elért	programba beírt
I. Olvasott szöveg értése		
II. Nyelvhelyesség		
III. Hallott szöveg értése		
IV. Íráskészség		

dátum

dátum

javító tanár

jegyző